



Possible event



Impossible event





Figure 13.4: Paradigm for studying infants' understanding of support phenomena. In both events, a gloved hand pushes a box from left to right along the top of a platform. In the possible event (*top*), the box is pushed until its leading edge reaches the end of the platform. In the impossible event (*bottom*), the box is pushed until only the left 15% of its bottom surface rests on the platform.

Source: Baillargeon, R. (1994). How do infants learn about the physical world? *Current Directions in Psychological Science*, 3, pp. 133–134.